



Creating healthy spaces



PATENTED TECHNOLOGY

## Lapure®

Minimalist terrace covering with water and sun protection screen roof

# Lapure®

The stylish, minimalist Lapure consists of a sun and water protection screen roof resting on elegant, discrete aluminium columns (without obtrusive lateral connections). It is fitted to an existing façade.

When the roof is closed, the Lapure provides protection from the sun, wind and rain. When the roof is open, you can enjoy the sun without the minimalist structure disrupting the view.

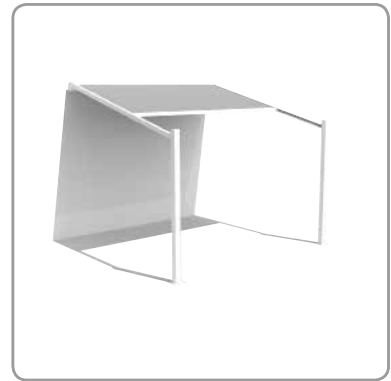
The Lapure comes in two versions: option 1 with water drainage, even when half open, via the side channels and columns. Option 2 has a roof overhang that juts out past the columns providing optimum shade. This lets you enjoy enough shade, even when the sun is low, for instance (fitted on west-facing façades).

A "coupled" version of both types is also available (option 3) so that two roofs can be installed perfectly next to one another so that they span across larger areas (1 column in case of coupled version).


Thanks to the wide range of colours for the structure and the screen fabric, the Lapure blends in with any environment and suits every architectural style.

- Stylish, elegant aluminium support structure (columns) without disruptive lateral connections
- Pure, minimalist design
- Water drainage\* via side channels and columns (in half-open position as well)
- Roof overhang\* that juts out past the columns letting you optimally enjoy the shade
- Blends in with any environment and suits every architectural style
- Height of the columns can be adjusted to account for irregularities in the terrace level
- Can be used in both residential and non-residential settings (e.g. restaurant/ café), in new-builds and renovations
- Aluminium base structure available in every RAL colour
- Screen fabric available in various colours
- Coupled version available


Lapure®	
Min. - Max. angle of inclination	10° - 35°
Min. - Max. width	1300 – 4000 mm (Can be coupled up to 2x 4000 mm)
Min. - Max. projection	1500 – 5000 mm
Min. - Max. passage height	500 – 2900 mm
Column adjustability (height)	+/- 25 mm
Column dimensions	110 x 110 mm
Max. roof overhang*	1000 mm



Option 1 with water drainage



Option 2 with roof overhang



Option 3 coupled version  
(1 column in case of coupled version)



\* depending on the type



RENSON® reserves the right to make technical changes to the products shown. The latest brochures can be downloaded from [www.renson.eu](http://www.renson.eu)



RENSON® Export Department • Tel. +32 (0)56 62 71 11 • [export@renson.net](mailto:export@renson.net)  
 RENSON® Sunprotection-Screens NV  
 IZ 1 Flanders Field • Kalkhoevestraat 45 • B-8790 Waregem  
 Tel. +32 (0)56 62 65 00 • Fax +32 (0)56 62 65 09 • [export@renson.net](mailto:export@renson.net) • [www.renson.eu](http://www.renson.eu)



Creating healthy spaces

© L6000111 02/15 Engels